

Reception Parent Meeting

Monday 18th July 2022




Our Christian Vision

Our school community is inspired by the Parable of the Sower (Matthew 13) where we are encouraged to think about and understand that the smallest things have the greatest potential when they are provided with the best environment for growth. This is exactly what we all strive for at St James'; a learning environment where all our children can flourish and grow in their own unique way.

Who's who at St James'

Our Team:



Mrs Sheehan: Executive Head (Sept 2022)

Mrs Everard: Head of School (Sept 2022)



Mrs Dayan: KS1 Lead (Sept 2022)



Office staff: Mrs Asim (SBM) and Mrs Tona (Admin)

Mr Bunyan – Site manager



Reception Class



Mrs Hutchinson -
Our Reception Teacher

School
lunches

Uniform

Reception Class details

Transition to
school – Our
Curriculum

Timetable

Uniform


Summer Uniform



Winter Uniform



PE KIT



Transition to school – Our Curriculum

Here at St. James we provide a broad and balanced curriculum based upon the guidance of Development Matters. We do this through planning meaningful and creative experiences for the children. We do this in a number of ways....

What will my child be learning?

There are 7 areas of learning:

- Communication and language
- Physical development
- Personal, social and emotional development
- Literacy
- Mathematics
- Understanding the world
- Expressive arts and design



EYFS Ethos

- The children at St James' build strong relationships and bonds with the adults that allow them to explore and learn.
- They develop good communication skills through positive interaction through adults and peers – which aids them in learning skills that help them throughout their lives
- The children develop lively and enquiring minds with a love of learning and a life time of curiosity.
- They have many chances to ask questions and to solve and think critically
- The children develop their knowledge and skills to their full potential in all areas of the curriculum so that they may grow into independent self motivated caring and sharing members of our community.

All this learning takes place indoors
and outdoors no matter.....



what the weather!





- Understanding the world
- Expressive arts and design












Cornerstones is a creative and thematic approach that is mapped to the Early Years curriculum. It is based on child centred pedagogy called the Four Cornerstones and is delivered through rich learning experiences.




Little Wandle for Letters and Sounds

We follow the validated synthetic systematic phonic scheme called 'Little Wandle'. This allows the systematic teaching of letter sounds and names leading onto blending for reading and segmenting for writing.

Grapheme and mnemonic	Picture card	Pronunciation phrase	Formation phrase
 	 <p>snake</p>	Show your teeth and let the s hiss out ssssss ssssss	Under the snake's chin, slide down and round its tail.
 	 <p>astronaut</p>	Open your mouth wide and make the 'a' sound at the back of your mouth a a a	Around the astronaut's helmet, and down into space.
 	 <p>tiger</p>	Open your lips; put the tip of your tongue behind your teeth and press t t t	From the tiger's nose to its tail, then follow the stripe across the tiger.


Communication, Literacy and Language

- Understanding how to listen and why it's important
- Learning new words and using the correctly
- Ask and answer questions
- Speak in full sentences
- Use talk to organise thoughts and feelings
- Engage in stories, retell them talk about them and discuss ideas
- Engage in non-fiction books
- Learn rhymes, poems and songs





- Your child will have an e-book assigned to them that is linked to phonics
- This is an app that you download and your child's book will be on screen for you to read



- They will also bring a free choice book home that you can read together







Personal, Social and Emotional Development

- To build good relationships
- Express their feelings and consider the feelings of others
- Show perseverance when challenged
- To stay calm when upset or frustrated
- To think about how others might feel
- To manage their own feelings



Zones of Regulation
Image Adapted from Leah M. Kuypers, MA Ed. OTR-L

**Giving Children The Ability to Identify & Verbalize
Their Big Feelings is A Crucial First Step In
Equipping Them to Self-Regulate**

 BLUE	 GREEN	 YELLOW	 RED
SICK SAD TIRED BORED MOVING SLOWLY	HAPPY CALM FEEL OK READY TO LEARN FOCUSED	FRUSTRATED WORRIED SILLY/ WIGGLY SOME LOSS OF CONTROL	MAD ANGRY MEAN YELLING HITTING DISGUSTED OUT OF CONTROL

www.aheartforallstudents.com

8.40-8.45am -Soft Start



8.45am: Registration
Carpet time

Free flow and focus activities

Phonics - 9.25am

Free flow and focus activities

Guided/ 1:1 Reading



Timetable

12.40pm to 1.40pm -Lunch



Registration

Carpet time

Free flow and focus activities

Carpet time

Free flow and focus activities

Storytime

3.15pm -Home time



Physical Development



- Improve strength, co-ordination, balance and agility of movement
 - Refine ball skills
 - Have good posture while sitting on the floor or sitting at a table
 - Write with the correct letter formation
 - To know how to achieve a healthy lifestyle
-
- Vicky (TA) will support some children with these skills...



Mathematics

- To recognise amounts without counting them
- To count objects, actions and sounds
- To match amounts to their number
- To know 1 more and 1 less
- To know number bonds to 10
- To use 2d and 3d shapes to create
- Combining shapes to make a new shape
- To continue, copy and create repeating patterns
- To compare length, weight and capacity



<https://www.topmarks.co.uk/maths-games/3-5-years/counting>
<https://www.bbc.co.uk/bitesize/topics/zjkphbk/articles/zd4b382>

School lunches



Healthy School

- School dinners are **free** and we provide daily healthy balanced meals.
- Your children are given fruit, water and milk everyday at school.
- Children need to bring in a named water bottle from home.



Tapestry




We use Tapestry, which is an online learning journal. We record some of the children's WOW moments on here which you will be able to see and comment on at home. In the EYFS it's really important that we work in partnership so with this in mind, we ask you to add photographs and comments during your child's focus week.

You will receive a link for this prior to your child starting school.

Our Links and community



Rev Ian Gallacher



Henderson

We have a strong link with St James' Church - they lead on worship once a week and we make regular visits to the church and they help in the delivery of our RE curriculum



This is Mr Thompson - who is our chair of governor and he supports the school and helps us be the BEST that we can be. We are looking for parent governors so if you'd like information of this - please let me know - we'd love new members to join our team!



We have just began our new Friends of St James' we would Love more people to join and help raise much needed funds for the school - we are currently raising money to improve the playground. They are lots of small jobs, small amounts of time - whatever you can offer would be greatly appreciated!

Please complete and return the following if you haven't already done so.... :

- Pupil Data Form
- Universal Free School Meals Form
- Special Dietary request form (only complete if needed)
- Gift Aid Declaration



THANK
YOU!



What does school readiness mean to us?

When your child starts Reception there are a number of skills that they should ideally have mastered:

Self-care:

- Go to the toilet by self
- Be able to wash own hands
- Put on own shoes and socks
- Put on coat and do zip
- Eat using knife and fork

Speaking & Literacy:

- Show an interest in books
- Recognise and write own name
- Talk about themselves, needs & feelings
- Ask and answer simple questions

Numeracy:

- Count to 20
- Recognise numbers to 20
- Write numbers to 20
- Name simple shapes

Listening and understanding:

- Be able to tidy up
- Follow instructions
- Share and take turns
- Talk to other children

SEE THE 'READY FOR SCHOOL POSTER' on the school website.

